

# JEFFERSON COUNTY

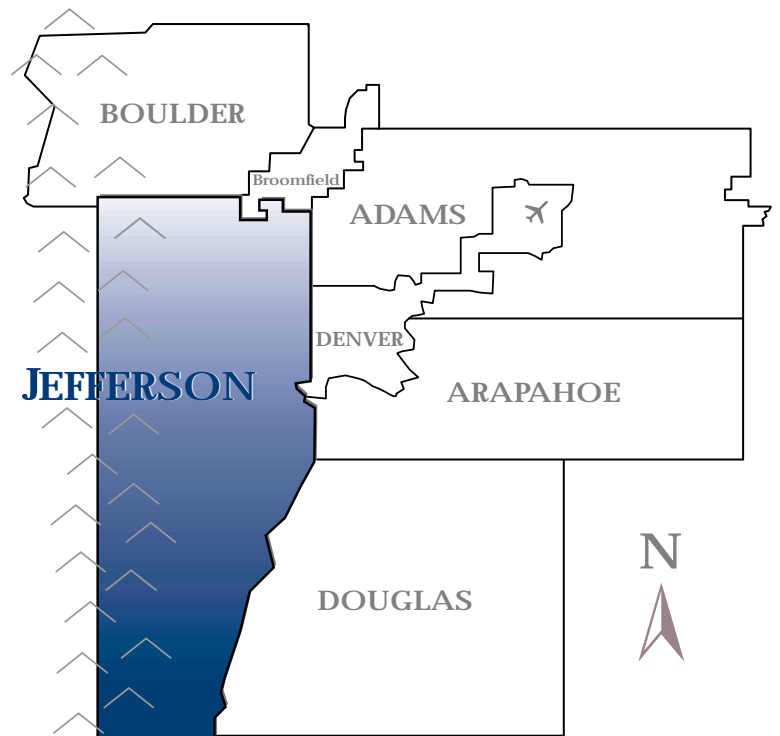
Colorado

Jefferson County is located on the western edge of metropolitan Denver and offers a diversified geographical setting, from urban and rural communities, to thriving mountain communities in the majestic Rocky Mountains.

Just minutes from downtown Denver, Jefferson County enjoys easy access to all major arterial highways. Jefferson County is the state's second most populated county and is home to one-in-eight Colorado residents.

Through the Jefferson County Open Space program, 49,278 acres of land have been dedicated as open space to preserve the County's unique Rocky Mountain environment for the future.

Jefferson County has a nationally acclaimed school district and a highly educated work force. Residents and businesses have convenient access to higher educational institutions such as the University of Colorado, Colorado School of Mines, Colorado Christian University, and Arapahoe, Front Range, and Red Rocks Community Colleges.



## JEFFERSON COUNTY AT A GLANCE

Square Miles	773.2
Population	530,351
Median Age	36.8
Households	206,315
Incorporated Cities/Towns	Arvada, Bow Mar, Edgewater, Golden, Lakeside, Lakewood, Morrison, Mountain View, Superior, Westminster, and Wheat Ridge
Labor Force	308,280
Number of Jobs	210,375
Average Wage	\$36,194
Student Enrollment (K-12)	86,613

## CLIMATE

Average Percentage of Sunshine	69% sunshine
Hottest Month	July - average temp. 74°
Coldest Month	January - average temp. 30°
Annual Precipitation	15.4 inches (average)
Annual Snowfall	60.3 inches (average)
Average Humidity	40 percent

SOURCE: U.S. National Oceanic and Atmospheric Administration.

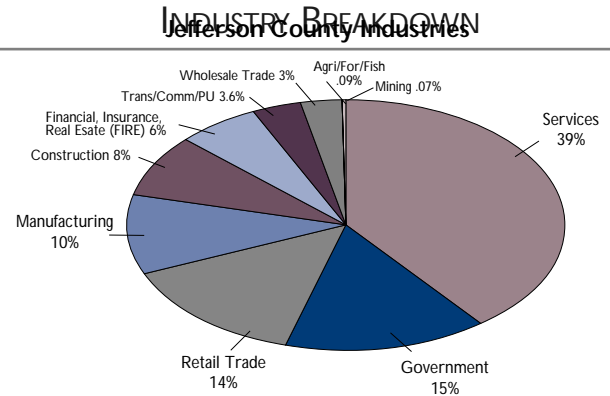
*“Colorado received (A) rankings for the ninth straight year in economic performance, business vitality, and development capacity in the Corporation for Enterprise Development’s 2002 Development Report Card.”*

**POPULATION**

<b>JEFFERSON COUNTY</b>	<b>530,351</b>
Arvada*	98,331
Bow Mar*	224
Edgewater	5,164
Golden	17,395
Lakeside	20
Lakewood	146,581
Morrison	444
Mountain View	564
Superior*	2
Westminster*	44,374
Wheat Ridge	32,487
Unincorporated Jefferson County	184,608
DENVER/MSA	2,524,765
COLORADO	4,301,261

\*Municipality is located in multiple counties. Number reflects population in Jefferson County only.  
 SOURCES: City, County, and Metro Denver Populations, DRCOG 2002 Demographic Estimates. State Population, U.S. Census Bureau, Census 2000.

**INDUSTRY BREAKDOWN**



Industry	Companies	Jobs
Agri/For/Fish	38	483
Mining	71	458
Construction	2,404	16,539
Manufacturing	632	21,491
Trans/Comm/PU	693	7,583
Wholesale Trade	1,493	6,588
Retail Trade	1,931	29,626
Fin/Ins/RE	2,006	12,270
Services	8,017	82,907
Government	150	32,423
Non-classifiable	11	7
<b>Total</b>	<b>17,446</b>	<b>210,375</b>

SOURCE: Colorado Department of Labor and Employment, Colorado Employment and Wages (ES202) Annual Average, 2001.

**CULTURAL DIVERSITY**

**Population by Race—2000 Census**

TOTAL POPULATION	527,056
White	447,454
Spanish Origin	52,449
Asian and Pacific Islander	12,445
American Indian, Alaska Native	3,971
Black	4,677
Other	17,043

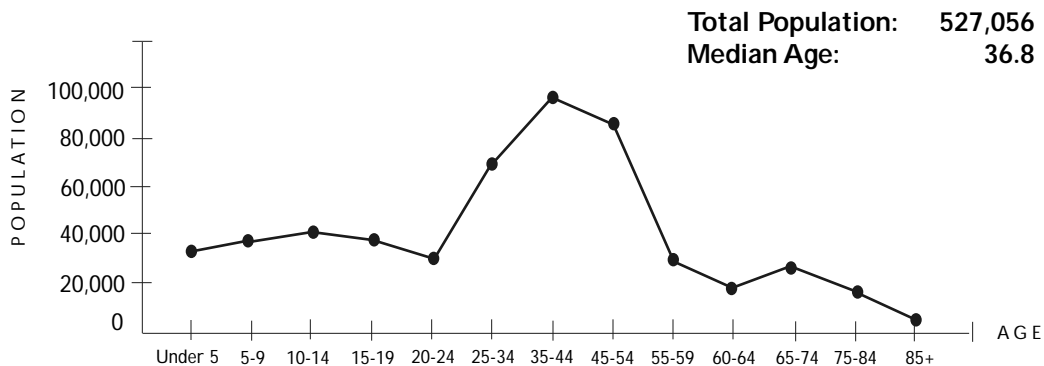
The numbers may not add up to the total population because individuals may report more than one race.  
 SOURCE: U.S. Census Bureau, Census 2000.

**LABOR FORCE**

	Jefferson County	Denver PMSA	Colorado
Total Labor Force	<b>308,280</b>	1,152,615	2,294,893
Employed	<b>298,996</b>	1,112,123	2,209,598
Unemployed	<b>9,284</b>	40,492	85,295
Unemployment	<b>3%</b>	3.5%	3.7%

SOURCE: Colorado Department of Labor and Employment, Annual Average, 2001.

**ESTIMATES OF AGE DISTRIBUTION AND MEDIAN AGE - 2000 CENSUS**



SOURCE: U.S. Census Bureau, Census 2000.

MAJOR EMPLOYERS

COMPANY	PRODUCT/SERVICE	NUMBER OF EMPLOYEES
1. Coors Brewing Company	Beverages	5,500
2. Lockheed Martin Astronautics of Denver	Aerospace & Defense Related Systems	5,500
3. Denver Federal Center	Federal Government Offices	5,000
4. Exempla Healthcare	Healthcare	2,600
5. Rocky Flats/Kaiser Hill	Clean Up/Waste Management	2,500
6. Gambro Companies	Medical Technology/Healthcare Services	1,300
7. CoorsTek, Inc.	Ceramics	1,000
8. National Renewable Energy Laboratory	Renewable Energy Research	960
9. AON Innovative Solutions, Inc.	Financial Call Center	950
10. COBE Cardiovascular	Cardiopulmonary Care Products	750

Companies may have multiple locations. Numbers reflect employees in Jefferson County only. State/local government agencies not included. SOURCE: Compiled by Jefferson Economic Council from Human Resource Departments of individual companies.

OCCUPATIONAL WAGES FOR THE DENVER METROPOLITAN AREA

OCCUPATIONAL TITLE	AVERAGE HOURLY WAGE
<b>Management Occupations</b>	
Financial Managers	\$34.53
General & Operations Managers	\$36.06
Industrial Production Managers	\$30.86
Transportation, Storage & Distribution Managers	\$27.07
Engineering Managers	\$41.65
<b>Professional, Paraprofessional, and Technical Occupations</b>	
Computer Programmers	\$31.39
Computer Support Specialists	\$19.55
Medical Assistants	\$11.72
Medical & Clinical Laboratory Technicians	\$19.74
Mechanical Engineers	\$30.14
<b>Sales and Related Occupations</b>	
Sales Reps, Wholesale & Manufacturing (Non Tech)	\$22.37
Sales Reps, Scientific, Technical & Products	\$31.96
Telemarketers and Other Related Workers	\$9.23
<b>Clerical and Administrative Support Occupations</b>	
Bookkeeping, Accounting, and Auditing Clerks	\$13.64
Customer Service Representatives	\$13.26
Executive Secretaries & Administrative Assistants	\$16.37
Office Clerks (General)	\$11.39
<b>Production, Construction, Operating, Maintenance, and Material Handling Occupations</b>	
Metal & Plastic Workers	\$14.73
Tool and Die Makers	\$19.23
Machinists	\$15.20
Assemblers & Fabricators	\$9.76
Electrical Installers & Repairers (Equipment)	\$19.20
Industrial Truck & Tractor Operators (Light)	\$12.41
First Line Supervisors/Mgrs. of Construction Trades	\$23.21

SOURCE: Colorado Department of Labor and Employment, 2000-2001 Wage Survey. More detailed wage information available on request.

WORK FORCE DEVELOPMENT PROGRAMS

**Tri-County Workforce Development Initiative**—Assures that local employers can find qualified employees that are ready for the workplace. The initiative supports the School-to-Career program, making education relative to employers’ needs.

**Warren Occupational/Technical Center**—The staff at Warren Occupational/Technical Center teach occupational skills in the areas of business, construction, graphics, manufacturing, service, and transportation.

**Red Rocks Training Institute**— The Red Rocks Training Institute, affiliated with Red Rocks Community College, is a valuable resource for Jefferson County businesses needing *short-term, fast-track customized training* for existing employees. Since its inception in 1989, the Institute has served more than 12,000 employees from 150 companies and agencies in several states.

HIGHER EDUCATION

INSTITUTION	FALL 2002 ENROLLMENT
Arapahoe Community College	7,252
<b>*Colorado Christian University</b>	<b>1,801</b>
<b>*Colorado School of Mines</b>	<b>3,364</b>
Community College of Aurora	5,095
Community College of Denver	7,924
CU Health Sciences Center	2,476
Front Range Community College	13,961
Metro State College of Denver	19,415
<b>*Red Rocks Community College</b>	<b>7,393</b>
Regis University	11,460
University of Colorado - Boulder	27,954
University of Colorado - Denver	11,760
University of Denver	9,229
<b>TOTAL FALL 2002 ENROLLMENT</b>	<b>129,084</b>
<b>* Located in Jefferson County.</b>	

SOURCE: Individual Colleges and Universities.

*"Coloradoans are the best educated in the country, #1 in percentage of residents with bachelors degrees, according to year 2000 data from the U.S. Census Bureau."*

## MEDIAN HOUSEHOLD EFFECTIVE BUYING INCOME

<b>JEFFERSON COUNTY</b>	<b>\$54,470</b>
Metro Denver	\$45,840
Colorado	\$44,050
U.S. Average	\$38,365

## PER CAPITA EFFECTIVE BUYING INCOME

<b>JEFFERSON COUNTY</b>	<b>\$25,394</b>
Metro Denver	\$21,970
Colorado	\$21,220
U.S. Average	\$18,491

Effective Buying Income is defined as money income less personal tax and non-tax payments—often referred to as "disposable" or "after-tax" income.

SOURCE: Sales and Marketing Management Magazine; 2002 Survey of Buying Power, September 2002.

## JEFFCO HOUSING COSTS

<sup>1</sup> Average Single Family Detached Home	\$269,568
<sup>2</sup> Average Monthly Rent/2 bedroom, 1 bath	\$774.71
<sup>1</sup> Number of Homes Sold in 2002	6,617
<sup>1</sup> Volume of Sales in 2002	\$1,733,747,600

SOURCES: <sup>1</sup>Metrolist, January-December 2002. <sup>2</sup>Denver Apartment Vacancy & Rent Survey, Fourth Quarter 2002.

## HEALTHCARE

**Exempla Lutheran Medical Center** is a full-service medical center located in the city of Wheat Ridge. The hospital has been rated among the 100 Top Hospitals in the nation four times in the past nine years. The licensed 429-bed hospital provides a full continuum of care in specialty areas such as cardiology, orthopedics, respiratory/pulmonary, obstetrics/gynecology, oncology, surgery, mental health services, and emergency medicine.

## PUBLIC EDUCATION

### Jefferson County Public Schools

GRADE	NUMBER OF SCHOOLS
Elementary Schools (grades K-5)	93
Middle/Junior High Schools (grades 6-8)	20
Senior High Schools (grades 9-12)	17
Option Schools	7
Charter Schools	12

**TOTAL FALL 2002 ENROLLMENT** **86,613**

SOURCE: Jefferson County Public Schools.

## COLLEGE ENTRANCE TEST SCORES

### ACT

Jefferson County	20.5
Colorado	20.1
U.S. Average	20.8

### SAT

	Verbal	Mathematics
Jefferson County	542	544
Colorado	543	548
U.S. Average	504	516

Scores are for 2002. The ACT is scored on a scale of 1 to 36. The SAT is scored on a scale of 200 to 800. SOURCE: Jefferson County Public Schools.

## HIGH SCHOOL GRADUATION STATISTICS

<sup>1</sup> Jefferson County	78.4%*
<sup>2</sup> Colorado	80.5%*
<sup>3</sup> U.S. Average	67%*

\*Percentages calculated using varying methods.

SOURCES: <sup>1</sup>Jefferson County Public Schools - rate for 2002. <sup>2</sup>Colorado Department of Education, rate for 2001. <sup>3</sup>Digest of Education Statistics, 2000.

## COST OF LIVING INDEX

	GROCERY ITEMS	HOUSING	UTILITIES	TRANSPORTATION	HEALTHCARE	COMPOSITE
New York City	146.2	411.3	158.9	117.5	163.3	216.2
San Diego	130.2	195.5	77.5	119.9	135.1	138.2
Washington D.C.	117.9	188.1	113.0	124.8	116.1	137.6
Boston	114.5	178.2	157.9	112.5	135.0	135.5
Portland, OR	112.8	131.5	100.1	107.0	119.7	116.4
Minneapolis	101.8	118.9	113.7	120.3	118.3	110.5
<b>DENVER</b>	<b>106.8</b>	<b>111.3</b>	<b>81.6</b>	<b>110.9</b>	<b>122.3</b>	<b>105.7</b>
Dallas	98.5	92.7	98.2	95.4	97.0	97.4

100.0 = National average for all cities.

SOURCE: American Chamber of Commerce Researchers Association, Fourth Quarter 2002.

"Personal income in Colorado grew at the **fastest rate in the nation during 2000**, according to the U.S. Census Bureau of Economic Analysis."

COUNTY/MUNICIPAL GOVERNMENT

Form of County Government	Board of Commissions (3)
County Seat	Golden
Incorporated Cities and Towns	11
Police Force	County Sheriff with 392 Certified Deputies 10 Municipal Police Departments
Fire and Rescue	15 Departments
Total General Bonded Debt (County)	\$0.00
General Bonded Debt per Capita (County)	\$0.00
County Annual Budget (2002)	\$322,765,302
Primary Source of Revenue	Property and Sales Taxes

LOCAL AND STATE TAXES

Sales Tax —

Arvada*	3.21%
Edgewater*	3.50%
Golden*	3.00%
Lakeside	1.1%
Lakewood*	2.00%
Morrison	3.00%
Mountain View	4.00%
Westminster*	3.25%
Wheat Ridge*	2.00%
Jefferson County (Open Space)	0.5%
Southeast Jefferson County	0.5%
State Sales Tax	2.9%

RTD	0.6%
Cultural Facilities District	0.1%
Metropolitan Stadium District	0.1%

Machinery and tools used in manufacturing that are valued at over \$500 are exempt from state sales tax.  
 There is no occupational head tax in Jefferson County.  
 \* Home Rule City, State does not collect local sales tax.

Real and Corporate Personal Property Tax —

Mill rates (dollars of tax per \$1,000 of assessed valuation) are determined by individual entities within Jefferson County.  
 Real and corporate personal property are assessed at 29%.  
 Average mill levy 90.7538 mills  
 School District 45.387 mills  
 County 25.539 mills  
 City/Special Districts Varies by Location  
 State Corporate Personal Property Tax Rebate  
 First \$500 + 13.3%  
 for surplus years

State Income Tax —

Personal Income Tax	4.63%
Corporate Income Tax on Net Income	4.63%
Unemployment Compensation Rate	.22% of first \$10,000
Statewide School-to-Work Investment Tax Credit	10%
Child Care Contributions Tax Credit	12.5-50%

There is no unitary tax and no inventory tax in Colorado.

SALES TAX REVENUES

	Gross Sales	Net Taxable Sales
<b>Counties</b>		
Adams	11,516,881,940	4,687,082,393
Arapahoe	19,844,295,550	8,106,827,678
Boulder	9,233,231,122	4,061,198,678
City/County Denver	26,117,004,823	10,721,075,251
Douglas	4,670,206,818	3,088,319,893
<b>JEFFERSON</b>	<b>12,272,680,564</b>	<b>6,358,908,107</b>
<b>Cities—</b>		
Arvada	1,586,754,772	781,384,857
Conifer	36,494,916	12,889,536
Edgewater	73,216,604	31,539,286
Evergreen	115,366,496	60,996,180
Golden	1,611,269,123	646,524,072
Kittredge	2,912,887	1,467,750
Lakeside	32,144,818	30,368,144
Lakewood	3,459,245,784	1,975,651,500
Littleton	53,685,177	22,813,678
Morrison	41,936,968	25,755,286
Mountain View	7,732,843	3,980,035
Superior	1,652,787	824,643
Westminster	1,078,528,824	793,969,964
Wheat Ridge	1,696,613,345	640,812,536
Remainder	2,475,125,220	1,329,930,641
Counties Remainder	51,794,438,400	24,117,678,000
Statewide Totals	135,538,739,217	61,141,090,000

SOURCE: Colorado Department of Revenue, 2001.

ENTERPRISE ZONE TAX CREDITS

The Jefferson County Enterprise Zone was established in 1991 to promote new capital investment and job creation in areas of the County that are economically distressed. State income tax credits are offered to qualifying businesses within these areas, including portions of Arvada, Golden, Lakewood, Wheat Ridge, and Unincorporated Jefferson County.

Jefferson County Enterprise Zone Tax Credits —

Investment Tax Credit	3%
Research & Development Tax Credit	3% of increased expenditures
New Employee Tax Credit	\$500/new employee
New Employee Health Insurance Tax Credit	\$200 for 2 years/new employee
Job Training Income Tax Credit	10%
Rehabilitate Vacant Building Tax Credit	25%
Contributions Tax Credit	12.5-25%

SOURCE: Colorado Department of Revenue.

"Jefferson County is located in the **mountain time zone**, providing access to all international markets **in the same business day.**"

## REAL ESTATE MARKET OVERVIEW

	Rentable Square Feet	Vacant Square Feet*	% Vacant	Net Absorption SF	Average Asking Lease Rates**
<b>Northwest</b>					
Office	6,995,887	2,266,667	32.4%	13,752	\$17.76/sq. ft.
Industrial	17,588,968	1,196,050	6.8%	228,060	\$6.49/sq. ft.
<b>West Central</b>					
Office	6,495,958	1,110,809	17.1%	(214,894)	\$15.87/sq. ft.
Industrial	17,082,046	358,723	2.1%	126,654	\$7.08/sq. ft.
<b>Southwest</b>					
Office	5,605,031	493,243	8.8%	(106,506)	\$19.15/sq. ft.
Industrial	23,918,771	454,457	1.9%	72,751	\$6.04/sq. ft.
<b>Metro Denver</b>					
Office	82,187,630	13,142,756	14.0%	(1,277,555)	\$16.41/sq. ft.
Industrial	136,014,700	19,042,058	6.3%	1,052,888	\$5.50/sq. ft.

All areas include portions of Jefferson County. \*Does not include sublease space. \*\*Based on Full Service Gross (FSG) pricing for office. Based on NNN pricing for industrial properties.  
SOURCE: Market Index Brief, Third Quarter 2002, CB Richard Ellis.

## CONSTRUCTION COST INDEX FOR SELECTED CITIES

	Materials	Installation	Composite
San Francisco	112.2	137.3	124.4
Boston	102.8	128.0	115.0
Chicago	99.1	125.8	112.0
Los Angeles	103.4	113.4	108.3
Minneapolis	100.0	116.5	108.0
Portland, OR	103.4	108.3	105.8
Seattle	104.0	106.8	105.4
Kansas City, MO	99.8	102.7	100.7
<b>DENVER</b>	<b>102.2</b>	<b>87.9</b>	<b>95.3</b>
Phoenix	99.8	78.2	89.4
Dallas	100.0	69.4	85.2

100.0 = National average for all cities.

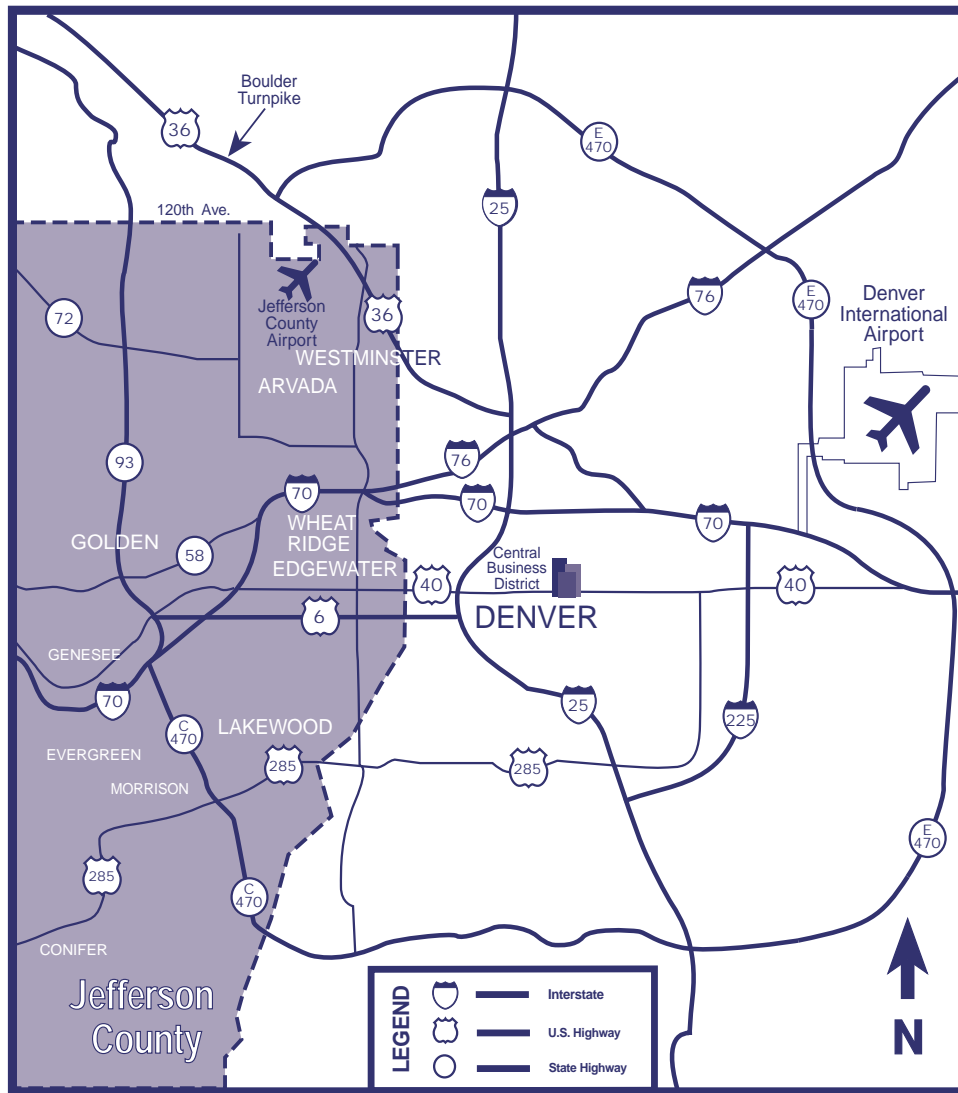
SOURCE: RS Means' Building Construction Cost Data Manual, 2002.

## JEFFERSON COUNTY'S MAJOR BUSINESS PARKS

BUSINESS PARK	ACRES	BUSINESS PARK	ACRES
Vauxmont Intermountain Communities (Arvada)	1,100	Church Ranch Corporate Center (Westminster)	135
Fehringer Ranch (Unincorporated)	493	Mountain Plains Industrial Center (Arvada)	124
Denver West Office Park (Lakewood)	450	Westminster Promenade (Westminster)	122
Cimarron Park (Arvada)	426	Canyon View Business Park (Golden)	120
Arvada Urban Renewal Authority	425	Jefferson Corporate Center (Unincorporated)	100
Jeffco Airport (Unincorporated)	385	Circle Point Corporate Center (Westminster)	82
Coors Technology Center (Golden)	375	Corporate Center (Golden)	79
Westmoor Technology Center (Westminster)	325	Jefferson I Research Center (Arvada)	70
Lakewood Industrial Park (Lakewood)	320	Jefferson II Research Center (Arvada)	54
Ken Caryl Business Center (Unincorporated)	300	44th Industrial Park (Wheat Ridge)	51
Academy Park (Lakewood)	220	<b>Total Acres</b>	<b>5,331</b>

Major business parks are defined as planned parks with more than 50 acres.

MAJOR TRANSPORTATION ARTERIALS



TRANSPORTATION SERVICES

**Air Service**

**<sup>1</sup>Denver International Airport (DIA)**

This \$4.2 billion facility sits on 53 square miles with five runways, three concourses, 94 gates, and 57 commuter positions. DIA is the fifth busiest airport in the nation and the tenth busiest in the world.

Domestic/International Commercial Airlines	21
Commuter Airlines	3
Charter Airlines	5
Cargo Express Airlines	21
Departures and Arrivals Per Year	499,044
Passengers Per Year	36.1 million

**<sup>2</sup>Jefferson County Airport (General Aviation)**

Fixed Base Operators	2
Departures and arrivals per year	187,000
3 runways	7,000 and 9,000 ft.
U. S. Customs Office in Terminal Building	

SOURCES: <sup>1</sup>Denver International Airport Public Affairs Office, <sup>2</sup>Jeffco Airport.

**Rail Service**

*Passenger:* Amtrak

*Freight:* Burlington Northern/Santa Fe, and Union Pacific  
*Light Rail:* A metro-wide light rail plan is in place with Phase I completed in 1994. In 1999, voters approved construction of the Southeast Corridor Light Rail line from Lincoln Avenue to I-25 and Broadway and along I-225 from I-25 to Parker Road. In 2000, the 8.7-mile Southwest Light Rail line opened linking downtown Denver to the southwest suburbs. A 1.8 mile extension of the existing Central Corridor opened in April 2002. Future plans include a line running from Jefferson County to downtown Denver.

**Truck Service**

Over 160 freight companies provide trucking services in the area.

**Bus Service**

Seven Inter-city commercial bus companies, Regional Transportation District (RTD)—Intra-city.

## OPEN SPACE

### Jefferson County Open Space Program—

The Jefferson County Open Space Program was created by a vote of Jefferson County citizens in 1972 to preserve open space land for present and future generations. The program is funded by a one-half percent sales tax on the County's retail sales. A prime goal of the Open Space Program is to preserve and enhance the County's uniqueness—its striking mountain vistas, rolling plains, fish-filled streams, and abundant wildlife.

<b>Open Space Parks/Properties</b>	29
<b>Total Acres Acquired</b>	49,278
<b>Trail Miles</b>	163
<b>Annual Visitors</b>	2 million

## MOUNTAIN AMENITIES

<b>Mountainous Land Area in County</b>	72%
<b>National Forest Area</b>	107,203 acres
<b>Public Campgrounds</b>	14
<b>Educational/Resource Centers</b>	
American Mountaineering Center	
Lookout Mountain Nature Center	

## JEFFCO RECREATION

<b>Boating/Sailing (Major Lakes)</b>	4
<b>Golf Courses (Public/Private)</b>	21
<b>Ice Skating Arenas</b>	4
<b>Kayak Course</b>	1
<b>Motor Speedway</b>	1
<b>Equestrian Centers</b>	5
<b>Recreation Centers</b>	43
<b>Mountain/Rock Climbing</b>	54 peaks statewide
<i>At elevations over 14,000 ft.</i>	
<b>Ski Resorts</b>	8 major ski resorts located within 75 miles

## SPORTING AND CULTURAL AMENITIES

### Museums/Cultural Facilities/Attractions—

Arvada Center for the Arts and Humanities  
Bandimere Speedway  
Buffalo Bill Memorial Museum and Grave  
Butterfly Pavilion and Insect Center  
Colorado Railroad Museum  
Coors Brewing Company  
Dinosaur Ridge  
Foothills Art Center  
Heritage Square  
Jefferson County Fairgrounds  
Jefferson Symphony Orchestra  
Lakewood Cultural Center  
Red Rocks Park and Amphitheater  
The Splash at Fossil Trace Waterpark

### Metro Area Attractions—

Colorado Ballet  
Colorado Symphony Orchestra  
Denver Art Museum  
Denver Botanic Gardens  
Denver Center for the Performing Arts  
Denver Museum of Nature & Science  
Denver Zoo  
National Western Stock Show and Rodeo  
Downtown Aquarium  
Opera Colorado  
Six Flags Elitch Gardens  
The Children's Museum  
United States Mint

### Professional Sports Franchises—

Denver Broncos (Football)  
*1998 & 1999 Super Bowl Champions*  
Colorado Avalanche (Hockey)  
*1996 & 2001 Stanley Cup Champions*  
Colorado Rockies (Baseball)  
Denver Nuggets (Basketball)  
Colorado Rapids (Soccer)  
Colorado Mammoth (Lacrosse)

For more information, contact:

### Jefferson Economic Council

1667 Cole Blvd., Suite 400, Golden, Colorado 80401-3313

(303) 202-2965 • FAX (303) 202-2967 e-mail: [jec@jeffco.org](mailto:jec@jeffco.org) [www.jeffco.org](http://www.jeffco.org)

*Jefferson Economic Council is dedicated to preserving and enhancing economic vitality for the citizens of Jefferson County through the retention and expansion of primary jobs. We share this mission with the following municipal partners:*

Arvada Economic  
Development Association  
8101 Ralston Road  
Arvada, CO 80002  
(303) 431-3928  
(303) 431-3948 FAX  
[www.ci.arvada.co.us](http://www.ci.arvada.co.us)

City of Edgewater  
Economic Development  
2401 Sheridan Boulevard  
Edgewater, CO 80214  
(303) 238-7803 ext. 22  
(303) 238-7192  
[www.edgewaterco.com](http://www.edgewaterco.com)

City of Golden  
Planning and Development  
911 10th Street  
Golden, CO 80401  
(303) 384-8095  
(303) 384-8161 FAX  
[www.ci.golden.co.us](http://www.ci.golden.co.us)

City of Lakewood  
Economic Development  
480 S. Allison Parkway  
Lakewood, CO 80226  
(303) 987-7730  
(303) 987-7090 FAX  
[www.ci.lakewood.co.us](http://www.ci.lakewood.co.us)

City of Westminster  
Economic Development  
4800 W. 92nd Avenue  
Westminster, CO 80030  
(303) 430-2400 ext. 2114  
(303) 426-5857 FAX  
[www.ci.westminster.co.us](http://www.ci.westminster.co.us)

City of Wheat Ridge  
Economic Development  
7500 W. 29th Avenue  
Wheat Ridge, CO 80033  
(303) 235-2806  
(303) 234-5924 FAX  
[www.ci.wheatridge.co.us](http://www.ci.wheatridge.co.us)